



INSTITUTO DE FINANCIAMIENTO PROMOCION Y DESARROLLO DE IBAGUE - INFIBAGUE


NIT. 890.700.755-5

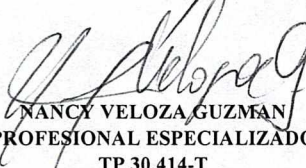
ESTADO DE RESULTADOS COMPARATIVO

Por los meses terminados al 31 Agosto de 2024 y 31 Agosto de 2023

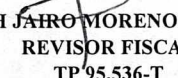
(Valores Expresados en pesos colombianos)

codigo	Cuenta	2024	2023	Variacion S	Variacion %
4	<b>INGRESOS</b>	47,754,298,189	40,300,190,890	7,454,107,299	18.50%
43	<b><u>VENTA DE SERVICIOS</u></b>	<b>38,879,212,071</b>	<b>30,305,105,654</b>	<b>8,574,106,417</b>	<b>28.29%</b>
4315	Servicio Energia	37,673,655,894	29,213,078,303	8,460,577,591	28.96%
4390	Otros Servicios	1,205,556,177	1,092,027,351	113,528,826	10.40%
44	<b><u>TRANSFERENCIAS Y SUBVENCIONES</u></b>	<b>2,500,000,000</b>	<b>3,295,332,395</b>	<b>-795,332,395</b>	<b>-24.14%</b>
4430	Subvenciones	2,500,000,000	3,295,332,395	-795,332,395	-24.14%
48	<b><u>OTROS INGRESOS</u></b>	<b>6,375,086,118</b>	<b>6,699,752,841</b>	<b>-324,666,723</b>	<b>-4.85%</b>
4802	Financieros	4,712,895,449	5,298,390,161	-585,494,712	-11.05%
4808	Ingresos Diversos	1,662,190,669	1,401,362,680	260,827,989	18.61%
5	<b>GASTOS</b>	17,751,212,455	13,247,558,740	4,503,653,714	34.00%
51	<b><u>ADMINISTRACION Y OPERACIÓN</u></b>	<b>9,335,962,222</b>	<b>7,271,593,152</b>	<b>2,064,369,070</b>	<b>28.39%</b>
5101	Sueldos Y Salarios	3,235,415,765	2,632,396,988	603,018,776	22.91%
5103	Contribuciones Efectivas	797,096,688	604,723,675	192,373,013	31.81%
5104	Aportes Sobre La Nomina	161,064,600	134,346,400	26,718,200	19.89%
5107	Prestaciones Sociales	1,045,748,996	910,693,547	135,055,448	14.83%
5108	Gastos De Personal Diversos	717,681,488	469,869,036	247,812,452	52.74%
5111	Generales	3,173,880,950	2,431,988,597	741,892,353	30.51%
5120	Impuestos, Contribuciones Y Tasas	205,073,736	87,574,909	117,498,827	134.17%
52	<b><u>DE VENTAS</u></b>	<b>3,814,467,777</b>	<b>3,261,978,659</b>	<b>552,489,119</b>	<b>16.94%</b>
5202	Sueldos Y Salarios	566,289,529	268,460,819	297,828,710	110.94%
5203	Contribuciones Imputadas	207,316,500	190,901,771	16,414,729	8.60%
5204	Contribuciones Efectivas	152,290,753	70,202,102	82,088,651	116.93%
5207	Aportes Sobre La Nomina	30,440,200	14,690,800	15,749,400	107.21%
5208	Prestaciones Sociales	187,464,053	131,662,658	55,801,394	42.38%
5211	Generales	2,638,203,877	2,525,984,558	112,219,319	4.44%
5212	Diversos	32,462,866	60,075,950	-27,613,084	-45.96%
53	<b><u>DETERIORO, DEPRECIACIONES, AGOT</u></b>	<b>1,299,765,967</b>	<b>1,367,184,700</b>	<b>-67,418,732</b>	<b>-4.93%</b>
5360	Depreciacion De Propiedades, Planta Y Equipo:	760,364,356	810,962,481	-50,598,125	-6.24%
5362	Depreciacion De Prop. De Inversion	423,947,120	423,947,120	-	0.00%
5366	Amortización De Activos Intangibles	115,454,491	132,275,099	-16,820,608	-12.72%
58	<b><u>OTROS GASTOS</u></b>	<b>3,301,016,489</b>	<b>1,346,802,230</b>	<b>1,954,214,258</b>	<b>145.10%</b>
5802	Comisiones	1,396,945	6,788,358	-5,391,413	-79.42%
5804	Financieros	3,299,492,956	1,338,977,598	1,960,515,358	146.42%
5890	Otros Gastos Diversos	126,587	1,036,274	-909,687	-87.78%
6	<b>COSTOS DE VENTAS Y OPERACION</b>	18,786,374,113	16,250,178,226	2,536,195,887	15.61%
63	<b><u>COSTO DE VENTAS DE SERVICIOS</u></b>	<b>18,786,374,113</b>	<b>16,250,178,226</b>	<b>2,536,195,887</b>	<b>15.61%</b>
6360	Energia	18,786,374,113	16,250,178,226	2,536,195,887	15.61%
	<b><u>RESULTADO DEL EJERCICIO</u></b>	<b>11,216,711,621</b>	<b>10,802,453,923</b>	<b>414,257,698</b>	<b>3.83%</b>

  
**EDILBERTO PAVA CEBALLOS**  
 GERENCIA GENERAL

  
**NANCY VELOZA GUZMAN**  
 PROFESIONAL ESPECIALIZADO  
 TP 30.414-T  
 Ver Certificacion

  
**JOSE YEID BARAGAN CORTES**  
 DIRECCION FINANCIERA

  
**JONH JAHRO MORENO TORRES**  
 REVISOR FISCAL  
 TP 95.536-T  
 Ver Conclusion



